



Sound Control Technologies

RC4-UNI™ Application Guide

Updated: 12/14/2022

The **RC4-UNI™** supports multiple camera models:

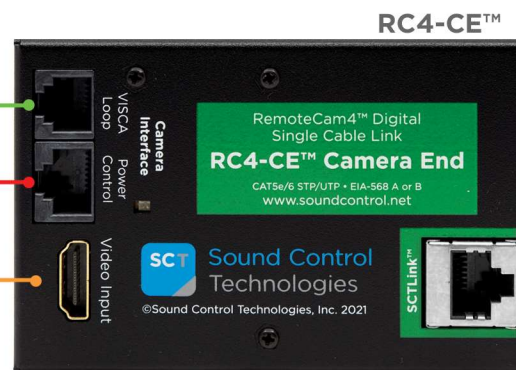
- Angekis Saber Plus
- Lumens VC-A51S
- Lumens VC-A52S
- Lumens VC-A50P/PN
- Lumens VC-A70H
- Lumens VC-A71PN
- Lumens VC-A71P
- Lumens VC-A60S
- Lumens VC-A61P
- Lumens VC-TA50
- Marshall CV620
- Marshall CV630
- Marshall CV730
- Minrray UV401A
- Minrray UV 540-05/10-HDMI
- PTZ Optics PT12X-SDI
- PTZ Optics PT20X-SDI
- SPTZ Optics PT30X-SDI
- Sony SRG-120DH
- Sony SRG-300H
- VDO360 Saber20X NDI




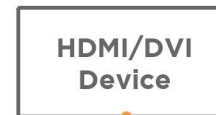
RCC-C006-0.3M
RJ11 to 8-Pin Mini-Din VISCA Loop Cable
** Connect for Multiple Cameras Only **
Do not connect VISCA Loop (out from camera) cable to last camera in Daisy Chain.
This will terminate control on all cameras.

RCC-C001-0.3M
HDMI Video Cable

RCC-C005-0.3M
RJ45 Y Cable
to 8-Pin Mini-Din
to Power



RCC-H001-1.0M
HDMI Video Cable



WPS-12 30VDC
100-240V 47-63Hz
Power Supply

**3rd Party
Control Device**

RCC-H010-3.0M
DB9 to DB9

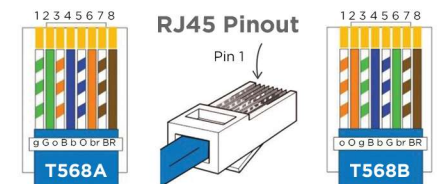
RCC-H004-0.4M
DB9 to 8-Pin
VISCA Loop Cable
** Connect for Multiple
Cameras Only **

SCTLink™ Cable
Power, Control & Video

The **SCTLink™** cable must
always be a single, point-to-point
CAT cable with no couplers
or interconnections.

SCTLink™ Cable Specs

Integrator-Supplied CAT5e/CAT6 STP/UTP Cable
T568A or T568B (10m-100m min/max Length)



Module Dimensions

RC4-CE™: H: 0.93" (23mm) x W: 2.5" (63mm) x D: 3.741" (95mm)

RC4-HE™: H: 1.504" (38mm) x W: 3.813" (96mm) x D: 3.617" (91mm)